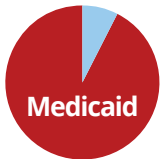




Oregon Association of Area Agencies on Aging & Disabilities

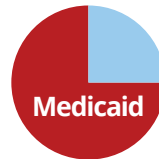
Oregon Project Independence An Overview

Under the Governor's Recommended Budget, funding for OPI is cut by 75% for seniors and completely eliminated for people with disabilities in order to balance the budget for other priorities.



Savings: \$0

According to a study by HMA (Health Management Associates), if only 7.5% of the current OPI consumers entered Medicaid and received **nursing facility care**, all savings would be eliminated.



Savings: \$0

If just 25% of current OPI consumers enter Medicaid and receive **Home and Community Based Services**, all anticipated savings by the Governor's Budget would be wiped out.

OPI saves State General Funds compared to Medicaid


OPI Services cost the state an average of \$3,984 per year or \$332 per month

OPI consumers do not receive OHP or Medicaid Long Term Care benefits. If an OPI consumer were to move into Medicaid, the costs to the State would immediately increase at a significant rate compared to protecting funding the OPI program:

The state pays CCOs \$12,000 to over \$15,000 per year to cover acute medical costs of non-Medicare eligible aged, blind and disabled members.

OPI

\$332 Per Month Average



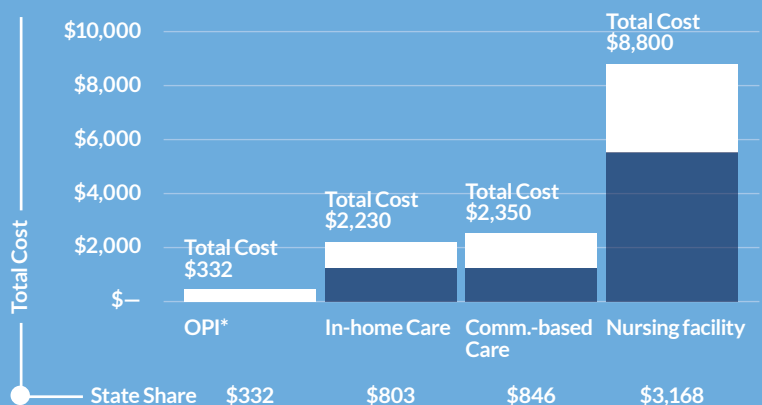
Medicaid Long Term Care

\$4,566 Per Month Average



Medicaid Monthly Cost Comparison: Various Long Term Care Options (December 2016)


■ State Dollars ■ Federal Dollars



Oregon Association of Area Agencies on Aging & Disabilities

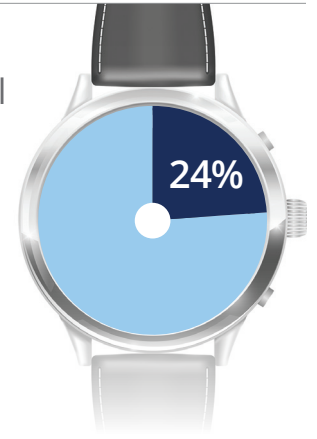
T: 503-463-8692
F: 503-463-8715
E: info@o4ad.org

PO Box 2777
Salem, OR 97308
www.o4ad.org



By 2030, one in every 5 Oregonians will be over the age of 65. (HMA Report 2017)

OPI consumers have shown to use only 24% of the average hours used by a Medicaid consumer in long term care.



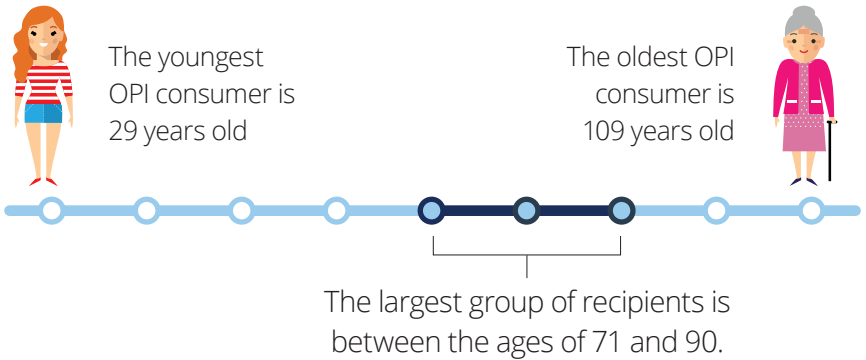
96% Over **96%** of all OPI consumers are at income levels that would qualify them for Medicaid services, which is at or below 200% of the Federal Poverty Level. The federal poverty level is now \$980 per month.





Name	Kathleen
Location	Tillamook
Service Priority Level	10
Age	79
Monthly Income	\$1,791
OPI hours per month	20
Approx Monthly service Cost	\$332
Average service cost if on Medicaid	\$2,230



Females make up 72% of the OPI program for seniors and 63% of the disability population served in OPI.



 In the 2013-15 biennium, over 5,000 seniors and people with disabilities were served in OPI

 From July 2015 – December 2016 (current biennium), over 4,000 seniors and people with disabilities had already been served in this program.

Protect Funding for OPI



Oregon Association of Area Agencies on Aging & Disabilities

T: 503-463-8692
F: 503-463-8715
E: info@o4ad.org

PO Box 2777
Salem, OR 97308
www.o4ad.org